

DIONISIO AGUADO

METODO DE GUITARRA

SEGUNDA PARTE

Two staves of musical notation in a single system. The first staff contains two measures of music. The first measure has notes with fingerings 1, 0, 1, 3, 1, 3, 3, 1, 3, 4, 1, 2. The second measure has notes with fingerings 4, 2, 4, 3, 1, 3, 3, 1, 3, 4, 3, 4. The second staff also contains two measures. The first measure has notes with fingerings 4, 3, 4, 3, 1, 3, 3, 1, 3, 4, 2, 4. The second measure has notes with fingerings 2, 1, 2, 3, 1, 3, 3, 1, 3, 1.

Same fingering as in the previous exercise

Three staves of musical notation in a single system. The first staff has two measures of music with slurs over groups of notes. The second staff has two measures of music with slurs over groups of notes. The third staff has two measures of music with triplets and slurs. The first measure of the third staff has triplets with fingerings 13, 13, 34, 24. The second measure has triplets with fingerings 13, 13, 34, 24. The third measure has triplets with fingerings 24, 34, 13, 13. The fourth measure has triplets with fingerings 24, 12, 13, 13.

Let all the notes in the triplets sound equal.

Two staves of musical notation in a single system. The first staff has two measures of music with triplets and slurs. The first measure has triplets with fingerings 1, 3, 1, 3. The second measure has triplets with fingerings 1, 2, 2, 4, 1, 3, 1, 3, 3, 4, 2, 4. The second staff has two measures of music with triplets and slurs. The first measure has triplets with fingerings 2, 4, 3, 4, 1, 3, 1, 3. The second measure has triplets with fingerings 2, 4, 1, 2, 1, 3, 1, 3.

Musical exercise on a single staff in treble clef with a key signature of one flat. The exercise consists of a sequence of eighth-note pairs with various fingerings indicated below the staff: 1 3, 1 3, 1 2, 2 4, 1 3, 2 4, 1 2, 1 3.

Study the next exercise with the same fingering as the previous one

Musical exercise on a single staff in treble clef with a key signature of one flat. The exercise consists of a sequence of eighth-note pairs with fingerings indicated below the staff: 1 3, 1 3, 1 2, 2 4, 1 3, 2 4, 1 2, 1 3.

Musical exercise on a single staff in treble clef with a key signature of one flat. The exercise consists of a sequence of eighth-note pairs with fingerings indicated below the staff: 3 4, 2 3, 3 4, 4 4, 3 4, 4 4.

Musical exercise on a single staff in treble clef with a key signature of one flat. The exercise consists of a sequence of eighth-note pairs with fingerings indicated below the staff: 4 3, 4 3, 4 4, 4 3, 4 3, 4 3.

Study this exercise with the following rhythm patterns.




Musical exercise on a single staff in treble clef with a key signature of one flat. The exercise consists of eighth-note pairs with a dotted quarter note. The first part ends with "etc." and the second part ends with "etc.".

Musical exercise on a single staff in treble clef with a key signature of one flat. The exercise consists of eighth-note pairs with fingerings indicated below the staff: 1 3 4, 1 3 4, 1 2 4, 1 3 4, 1 3 4, 1 3 4, 1 2 4.



Musical exercise on a single staff in treble clef with a key signature of one flat. The exercise consists of eighth-note pairs with fingerings indicated below the staff: 1 3 4, 1 3 4, 1 3 4, 1 2 4, 1 3 4, 1 3 4, followed by a whole note rest.

Study this exercise also with the following rhythm patterns.

Musical exercise on a single staff in treble clef with a key signature of one flat. The exercise consists of eighth-note pairs with a dotted quarter note. The first part ends with "etc." and the second part ends with "etc.".









Study the following exercises to the same extensions as the previous ones.



Do not lift the first finger while fourth finger plays the legato note.

Study with different accents, either on the first or the second note.

Work these exercises slowly to make all three notes sound even.



DOUBLE GRACE NOTE

Andante

TRIPLE GRACE NOTE

Moderato

C Minor (harmonic)

G Major (thirds)

A Major (thirds)

F Major (thirds)

The image displays ten staves of musical notation for guitar, all in the key of G major (one sharp). The notation is organized into five pairs of staves. Each staff contains a series of chords and melodic lines, often grouped with slurs and fingerings (1, 2, 3) to indicate specific playing techniques. The first seven staves feature a mix of single-note lines and chords, with many triplets and slurs. The eighth and ninth staves show more complex rhythmic patterns, including some sixteenth-note runs. The final staff concludes with a few chords and a final note. The overall style is that of a technical exercise or a short piece for guitar.

The first three staves of the exercise are written in treble clef, A major (three sharps: F#, C#, G#), and 2/4 time. The first staff begins with a circled '1' above the first note and a circled '4' above the fourth note. The second staff has a circled '3' below the third measure. The notes in all staves are eighth notes, with some beamed together in pairs. The exercise concludes with a double bar line and a fermata over the final note.

Practise this exercise also in E Major on second and fourth string.

The next four staves continue the exercise in the same key and time signature. Each staff contains eighth-note patterns, some of which are grouped with slurs. The patterns vary in their starting and ending notes, providing a comprehensive range of fingerings and positions for practice. The exercise ends with a double bar line and a fermata over the final note.

The image displays eight staves of musical notation for guitar. The key signature consists of three sharps (F#, C#, G#), and the time signature is common time (C). The notation includes various rhythmic patterns, fingerings (e.g., 4, 3, 2, 1, 0), and specific techniques like 'x' for muted notes. The music concludes with a double bar line.

Let the bass notes live while the legato notes are played.

The musical score consists of seven systems, each containing four measures of music. The key signature is G major (one sharp), and the time signature is common time (C). The music is written for guitar, with a treble clef and a key signature of one sharp (F#). The score is divided into seven systems, each containing four measures. The music is primarily composed of sixteenth-note patterns, often grouped in pairs or fours. The patterns are designed to be played with a legato technique while the bass notes are held. Fingerings are indicated by numbers 1-4 in circles, and string numbers are indicated by numbers 1-6 below the notes. The score includes various rhythmic values such as eighth and sixteenth notes, and rests. The first system starts with a G4 note on the 1st string, followed by a series of sixteenth-note patterns. The second system starts with a G4 note on the 2nd string. The third system starts with a G4 note on the 3rd string. The fourth system starts with a G4 note on the 4th string. The fifth system starts with a G4 note on the 5th string. The sixth system starts with a G4 note on the 6th string. The seventh system starts with a G4 note on the 1st string and ends with a final G4 note on the 1st string.

Andante

The musical score is written for guitar in 2/4 time, marked 'Andante'. It consists of six staves of music. The first staff begins with a treble clef and a 2/4 time signature. The music features a mix of eighth and sixteenth notes, often beamed together. Fret numbers (0, 1, 2, 3, 4) and fingerings (1, 2, 3, 4) are indicated throughout. There are several slurs and accents. The second staff includes a key signature change to one sharp (F#) and a 3/2 time signature change. The third staff has a section marked 'II' with a dashed line. The fourth staff continues with various fret numbers and fingerings. The fifth staff has a section marked 'III' with a dashed line. The sixth staff concludes the piece with a final chord and a fermata.

Allegretto

3

④

④

III

f

④

Allegretto

4

On fourth and fifth string -

⑥

On third and fourth string -

⑥

Allegretto

The musical score consists of six systems, each with a treble clef staff and a bass clef staff. The time signature is 3/4. The piece is marked 'Allegretto'. The first system includes slurs over sixteenth-note runs and circled '3' fingerings in the bass line. The second system is marked 'f' and includes slurs and fingerings. The third system is marked 'mf' and includes slurs and fingerings. The fourth system is marked 'mf' and ends with a 'Fine' marking. The fifth system is marked 'p' and includes a 'cresc.' (crescendo) marking. The sixth system is marked 'f' and includes circled '5' fingerings. The piece concludes with a 'D. C. al Fine' instruction.

Andante

The musical score consists of six systems of music, each with a treble clef and a common time signature (C). The first system begins with a dynamic marking of *f* and includes sixteenth-note patterns with sixths and triplets. The second system continues with similar patterns and includes a sharp sign (#) on a note. The third system features a first ending bracket (I) over the final two measures. The fourth system ends with a double bar line and a repeat sign. The fifth system starts with a dynamic marking of *mf* and includes a natural sign (♮) on a note. The sixth system concludes with a first ending bracket (I) over the final two measures. Fingerings (1-4) and articulation marks (>) are used throughout the piece.

First musical staff with treble clef, showing a sequence of sixteenth-note patterns. Fingerings include 1, 2, 3, 4, 0, 2, 3, 4, and 3. A circled 3 is present at the end.

Second musical staff with treble clef, showing a sequence of sixteenth-note patterns. Fingerings include 1, 4, 1, 1, 1, 4, 3, 4, 4, 4, 3, 2, 1, 3, 2. A circled 3 is present at the end. A *p* dynamic marking is below the staff.

Third musical staff with treble clef, showing a sequence of sixteenth-note patterns. Fingerings include 1, 4, 3, 2, 3, 1, 4, 3.

Fourth musical staff with treble clef, showing a sequence of sixteenth-note patterns. Fingerings include 4, 3, 1, 3, 2, 4, 3, 2, 1, 3.

Fifth musical staff with treble clef, starting with a *f* dynamic marking. It includes a section marked 'V.' with a dashed line above. Fingerings include 2, 4, 3, 1, 3, 4, 1, 2, 1, 4, 1, 1, 1, 4, 3, 3, 4, 5, 6, 5, 0, 4. Circled numbers 4, 5, 6, 5, and 4 are below the staff.

Sixth musical staff with treble clef, showing a sequence of sixteenth-note patterns. Fingerings include 2, 3, 2, 1, 3, 2, 1. The staff ends with a double bar line and a fermata.

Allegro

The musical score is written for guitar in A major (three sharps) and common time. It consists of six staves of music. The first staff begins with a treble clef and a '7' indicating the starting fret. The tempo is marked 'Allegro'. The score is characterized by frequent use of sixths, indicated by the number '6' above groups of notes. Fingering numbers (1-4) are placed below notes to indicate fingerings. The piece includes several double stops, marked with Roman numerals II, V, IV, VII, IX, and VII. The notation includes various rhythmic values such as eighth and sixteenth notes, and rests. The score concludes with a double bar line and repeat dots.

Allegro

8

p

p

p

p

p

p

p

p

III II III III V III VII V III II III

Andante

The musical score is written for guitar in the key of A major (three sharps) and 2/4 time. It consists of six systems of music, each with a treble clef and a key signature of three sharps. The systems are marked with Roman numerals II, V, II, V, VII, IV, and II. The first system is marked with a '9' in the margin. The score includes various musical notations such as triplets, slurs, and dynamic markings like *f*, *p*, and *mf*. Fingering numbers (1-4) and circled numbers (3, 4, 5) are used to indicate specific fingerings for the notes. The piece concludes with a double bar line and repeat dots.

Allegretto

The musical score is written for guitar in A major (three sharps) and common time. It consists of six staves of music. The first staff begins with a treble clef, a key signature of three sharps, and a common time signature. The tempo is marked 'Allegretto'. The score includes various musical notations such as notes, rests, and slurs. Fingering is indicated by numbers 1-4 in the left hand and 1-5 in the right hand. Fret numbers are shown above notes. The score is divided into sections by dashed lines, with Roman numerals (V, II, IV, VII) indicating the fret positions. The first staff has a '10' written above the first measure. The second staff has circled numbers 3, 5, 4, 4, and 5 below it. The third staff has circled numbers 5 and 0 below it. The fourth staff has a circled number 3 below it. The fifth staff has a circled number 5 below it. The sixth staff has circled numbers 5, 5, 4, and 0 below it.

Andante

This musical score is for guitar, marked 'Andante'. It consists of eight staves of music. The first staff is numbered '11'. The music is written in treble clef with a key signature of one sharp (F#) and a common time signature (C). The score includes various guitar techniques such as triplets, slurs, and fingerings (e.g., 4, 3, 2, 1, 0). There are several repeat signs and first/second endings indicated by dashed lines and Roman numerals (II, III, V). A circled '3' appears at the end of the second staff. The piece concludes with a double bar line and a fermata on the final note of the eighth staff.